



ECOWOOD

Sofia Šályová, Martin Bielka, Andrej Čelko, Lukáš Janek and
Marek Jarabica

DAY I

- On the first day, Ms Olimpia and we visited the company where we spent two weeks and at the same time learned how to get there.



DAY 2

- Boys moved fire-resistant boards and dug a hole for the pipe.



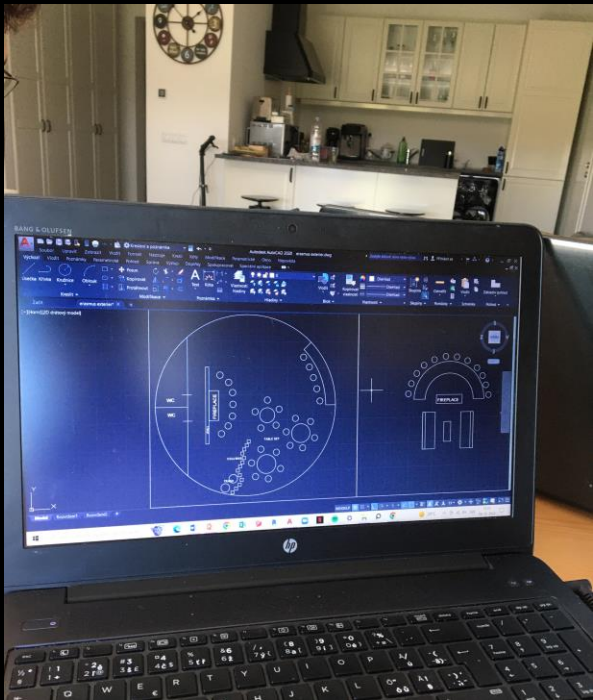
DAY 2

- Working in Lumion on exterior of a family house.
- Later, Sofia visited a house under construction and saw the construction elements used by Ecowood.




DAY 3

- Measuring and drawing cut lines on the fire-resistant boards and moving wooden boards/slats.
- Sofia worked in Autocad on the design of the surroundings of the building in construction.



DAY 4

- Cutting wooden slats into 150 pieces so that one is 20 cm, moving 60 fire-resistant boards and burying the pipe.
- Sofia worked on a school project in Revit, and after work she was with the whole group on Margit's island, where we saw a singing fountain.



AFTER WORK

- We visited the Ethnographic Museum with a very interesting architecturally designed building.
- We also visited Heroes' Square along with a large park and other buildings such as Vajdahunyad Castle.



NEXT WEEK



DAY I

- We made collages for five tasks and then we started to make a sketch on paper.



DAY 2

- We continued with the implementation of the area, where everyone created a model of the building for different use.



DAY 3

- Our task for this day, was adding greenery , models of cars and people to the project
- We also finished the final scenes




DAY 4

- We put our model into rendering engine and presented the project to the boss



AFTER WORK

- We visited the Budapest opera house and parliament building
- On the next day we went to visit the basilica of the st. Stephen



THANK YOU FOR YOUR
ATTENTION